

恒温系列浴缸淋浴龙头
安装说明书

Thermostatic Tub Shower Faucet
INSTALLATION INSTRUCTIONS

如需安装支持，配件丢失等，请联系MOEN。
(中国) 400-630-8866
www.moen.cn

PLEASE CONTACT MOEN FIRST
For Installation Help, Missing or Replacement
Parts
(China) 400-630-8866
www.moen.cn

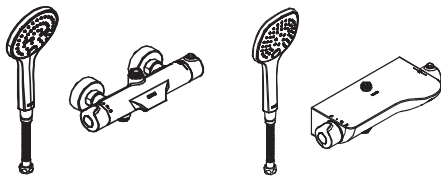
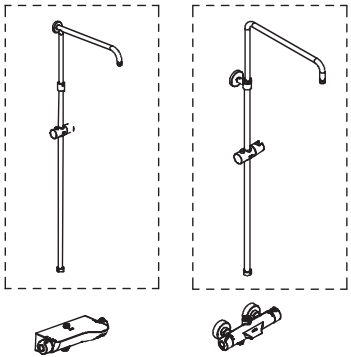
推荐工具

为了安全和让安装和替换变得容易，Moen建议您使用以下工具：

HELPFUL TOOLS

For safety and ease of replacement, Moen recommends the use of these helpful tools.

 生胶带 Teflon Tape	 手电筒 Flashlight	 灰浆 Plumber's Putty	 可调钳 Adjustable Pliers
 钳子 Pliers	 活动扳手 Adjustable Wrench	 护目镜 Safety Glasses	 螺丝刀 Screwdriver



图片仅供参考
(款式因型号而异)

Image is for reference only
(Style varies by model)

记录购买的型号：
(保存安装说明书以备将来参考)

Record Purchased Model Number:
(Save instruction sheet for future reference)

安装前注意事项:

尊敬的顾客:

非常感谢您选用摩恩产品, 本产品将在今后许多年中为您提高可靠的服务。每个摩恩产品均采用了最高标准的材料和最新的生产工艺技术, 因而每个摩恩产品都具有极好的耐用性。我们确信在今后许多年中, 您都可以享受摩恩产品为您带来的舒适和方便。为了您的安装顺利, 请仔细阅读这些指南。

安装和连接:

- 1. 本产品已经出场检测及调试, 请勿自行拆卸;
- 2. 请检查在您将要安装龙头的地方没有隐蔽的电缆、管道;
- 3. 安装前, 前请务必清除墙体预埋水管内的杂质及污泥, 以免影响出水功能!

敬告:在墙上钻任何孔时, 请确保在您准备钻孔的地方没有隐蔽的水管和电缆!

申明:本公司保留更改产品结构不另行通知的权力。

清洗:

清洗本产品时需要小心。尽管本产品的表面镀层极其耐用, 但仍有可能被尖利摩擦五或打光物所损伤。清洗时只需要用湿布轻轻擦拭, 然后用软毛巾拭干即可。

供水压力及温度要求

- 1. 理想工作压力: 0.1-0.5Mpa;
- 2. 冷水进水温度: 4-29℃;
热水进水温度: 55-85℃; 建议正常使用温度为55-65℃。

Precautions Before Installation:

Dear Customer:

thank you for selecting a Moen product. Engineered for durability, each product is built using the latest manufacturing technology. We are confident you will enjoy it for years to come.

Installation and Connections:

- 1. the product has been passed the functional test bef ore ex-factory, please do not dismantle by yourself at will.
- 2. Please ensure there is no hidden service pipes cables where you intend to drill.
- 3. Please ensure line trash are cleared away from the inside service pipes so to avoid any blocking for the quality of water spray.
- 4. Please be careful of your safety while drilling and installing.

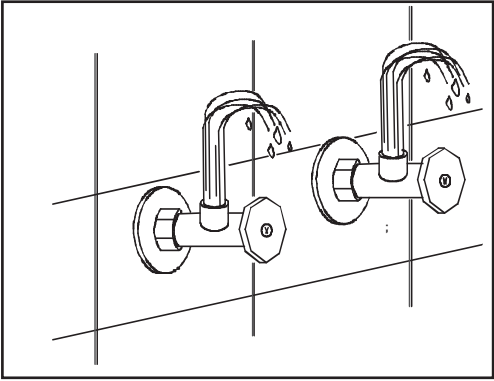
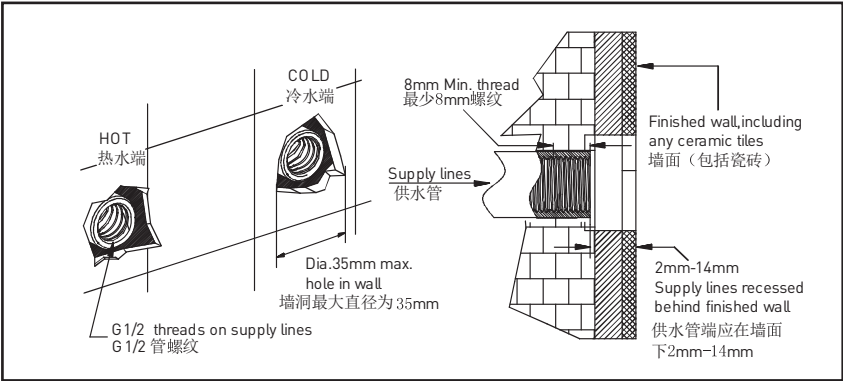
We reserve the rights to alter the structure of the product without any notice.

Cleaning:

Care should be given to the cleaning of this product, Although the finish is extremely durable, it can be damaged by harsh abrasives or polish. To clean, simply wipe gently with a damp cloth, and dry with a soft towel.

Water supply Requirement

- 1. The ideal working pressure: 0.1-0.5Mpa;
- 2. Cold water supply temperature: 4-29 ℃;
Hot water supply temperature: 55-85 ℃
(55-65 ℃ is suggested).



配套淋浴杆型号 Supporting Shower Bar

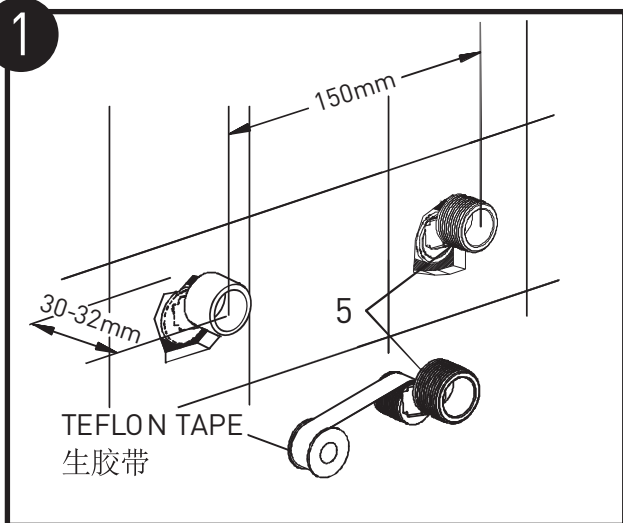
浴缸/淋浴龙头 Tub/ Shower Faucet	淋浴杆 Shower Bar
91071EC series	2239
91070EC series	2295EC

移除旧龙头注意事项:

拆除现有水龙头或拆卸阀门之前, 请务必先关闭供水。打开水龙头手柄以释放水压, 确保完全关闭水源。

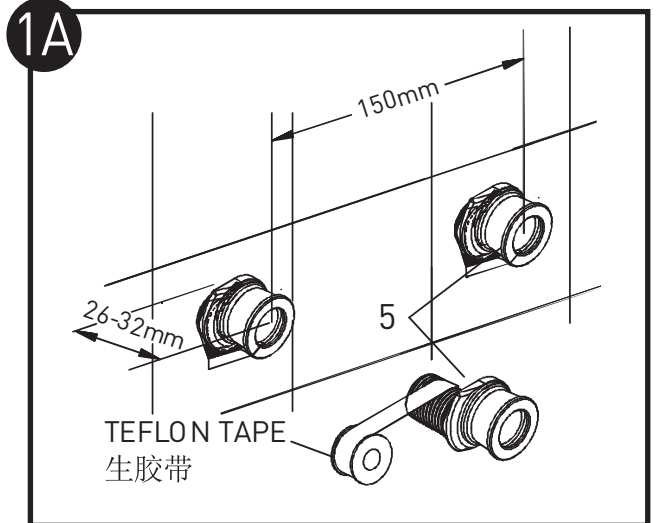
CAUTION — TIPS FOR REMOVAL OF OLD FAUCET:

Always turn water supply OFF before removing existing faucet or disassembling the valve. Open faucet handle to relieve water pressure and ensure that complete water shut-off has been accomplished.



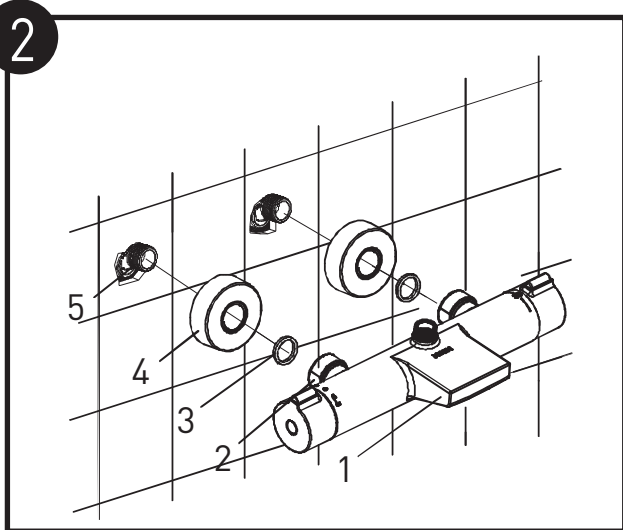
普通之字接头安装：用生胶带缠上弯头（5）较小的一头，然后接上供水管。要有足够的生胶带以密封弯头与出水管间的连接处。调整两弯头位置水平，相距150mm，并凸出墙面30-32mm。

Product with general inlet elbow: Apply teflon tape to smaller ends of inlet elbows (5) and thread inlet elbows into supply lines. Use enough teflon tape to ensure a good seal between inlet elbows until they are level. 150mm apart, and protrude from the wall 30 to 32mm



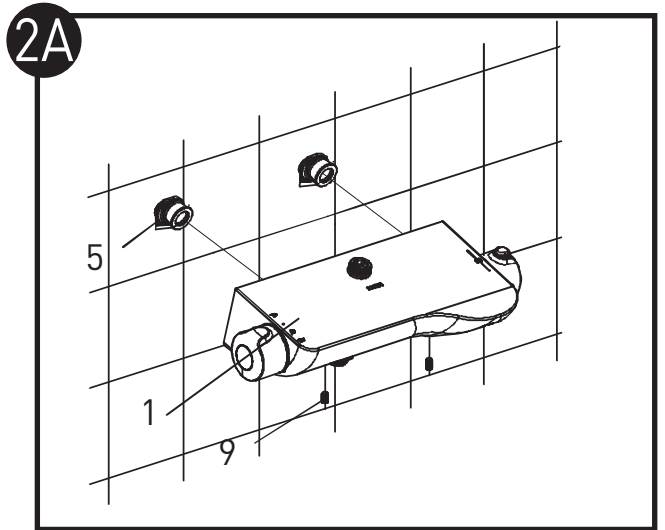
特殊之字接头安装：用生胶带缠上弯头（5）较小的一头，然后接上供水管。要有足够的生胶带以密封弯头与出水管间的连接处。调整两弯头位置水平，相距150mm，并凸出墙面26-32mm。

Product with special inlet elbow: Apply teflon tape to smaller ends of inlet elbows (5) and thread inlet elbows into supply lines. Use enough teflon tape to ensure a good seal between inlet elbows until they are level. 150mm apart, and protrude from the wall 26 to 32mm



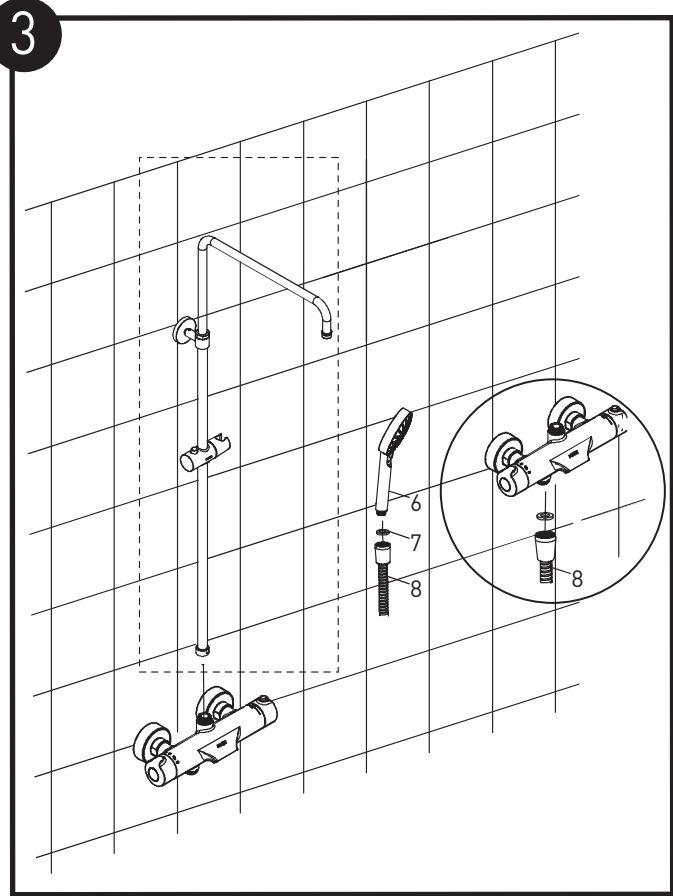
普通之字接头安装：将法兰罩（4）穿入弯头（5），使法兰罩与墙壁平齐。将垫圈（3）放入阀体上的连接螺母（2）内，并用扳手将连接螺母与弯头拧紧。

Product with general inlet elbow: Thread Wall flange (4) onto inlet elbows (5), tighten wall flanges until they touch the wall. Insert washers (3) into connection nut (2) on valve body. Thread connection nuts onto inlet elbows with a wrench.



特殊之字接头安装：将阀体（1）套入之字接头（5），用固定螺丝（9）锁紧。

Product with special inlet elbow: Inlet elbows (5) insert to Valve body (1), Thread set screw (10) onto inlet elbows.

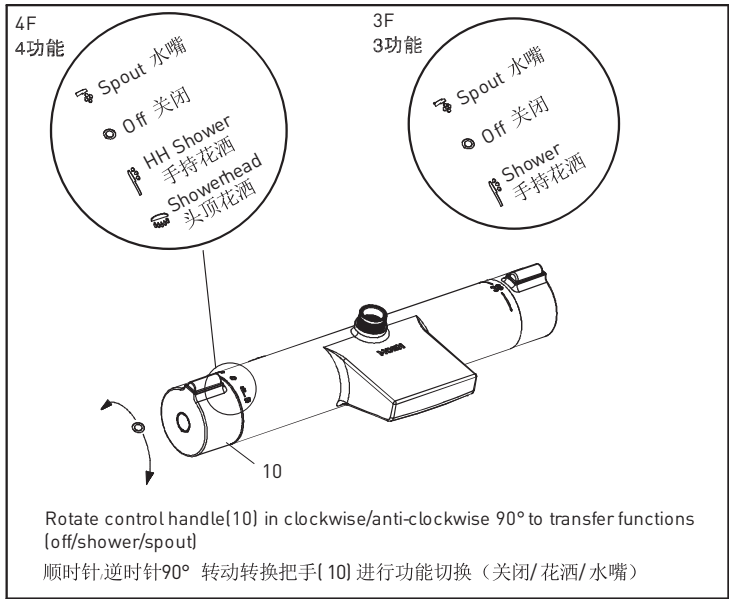


确保花洒软管（8）的两端都带有密封垫片（7）。将花洒软管的一端连接花洒（6），另一端连接阀体的花洒连接头。

Be sure that both ends of shower hose [8] contain black rubber washers [7]
Thread one end of shower hose [8] onto handheld shower [6]. Thread
opposite end of shower hose [8] onto Valve body handheld shower
connector.

使用方法

- 一、功能转换把手之使用方法：
- 淋浴龙头功能切换把手可以90° 旋转：具有关闭手持花洒功能；
- 浴缸龙头功能切换把手可以180° 旋转：具有关闭手持花洒、水嘴的功能；
- a. 转动切换阀把手至 " " 位置时，水嘴出水；
 - b. 转动切换阀把手至 " " 位置时，手持花洒出水；
 - c. 转动切换阀把手至 " " 位置时，头顶花洒出水；
 - d. 转动切换发把手至 " " 位置时，水路关闭。

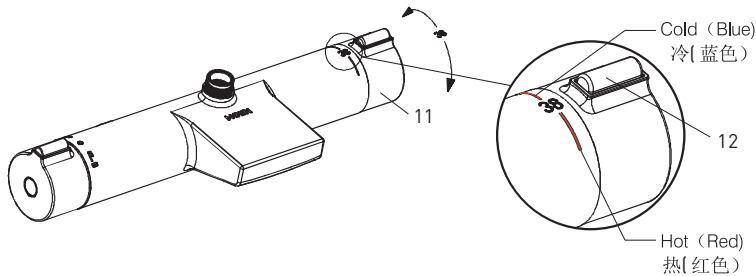


- 一、温度调节按钮（11）的使用方法：
- 本产品出厂时已经将出水温度设置在20至49摄氏度之间；
- 在 38摄氏度位置有卡位，当需要高于摄氏度的水温时，请按下按钮（12）并逆时针旋转调温把手（11）；当需要的水温低于38摄氏度时，顺时针旋转调温把手（11），可以降低出水温度。

Usage

1. Usage of Diverter handle:
- Shower faucet Diverter handle can be rotated by 90°, with functions of Handheld shower, Off
- Tub/Shower faucet Diverter handle can be rotated by 180°, every 90° have one function: Off, Handheld shower, Spout.
- a. Turn the diverter handle to " " the water comes out from spout.
 - b. Turn the diverter handle to " " the water comes out from handheld shower
 - c. Turn the diverter handle to " " the water from shower head.
 - d. Turn the diverter handle to " " turn off.

2. Usage of controlling temperature of water by the handle with a button(11):
- Factory established temperature range from 20℃ to 49℃ ;
- Safety stop preset temperature at 38℃ calibration;
- 2.1 Turn the handle (11) clockwise, water temperature will turn to 20℃ from 38℃ ;
- 2.2 Press the button down and turn the handle(11) anticlockwise, water temperature will up to 49℃



产品售后保修条款

摩恩产品是在高质量标准及生产工艺下制造的，摩恩承诺为消费者购买的洁具产品提供有期限免费保修及终身维修服务。

龙头免费保修期为：阀芯5年，电磁阀感应器2年，其它附件如淋浴杆、软管、花洒、落水、把手、装饰盖、提拉杆、混水器等保修期均为1年有限。均自消费者购买日（以摩恩产品分销商开具的发票或收据上载明日期为准）起计。

免费保修范围为产品及产品配件（如淋浴杆、软管、花洒、落水、把手、装饰盖、提拉杆、混水器等）由于材质及工艺原因而造成的故障或损坏。免费保修期内，我们将无偿为您提供修理服务及更换发生故障的产品或产品配件。摩恩的售后服务责任仅限于对故障产品的修理，而不延及您因产品故障而发生的其他损失，法律另有规定的除外。

您需了解：产品外观碰伤、刻划痕迹，以及滥用及不正当保养所导致的故障或损坏，均不属于免费保修范围。即使在免费保修期内，属下列（1）-（5）情况之一的，需酌情收取修理费用：

- 1. 不能出示相符的保修卡和有效购买凭证情况的，
- 2. 未按使用说明告知的使用方法和注意事项造成的故障，
- 3. 自行拆卸、维修、改装所造成的故障和损坏，
- 4. 由于不可抗力等外部原因引起的故障和损坏，
- 5. 由于运输、搬运、挤压等造成的损坏。

对于保修期外或不在此保修范围内的产品，如需维修，摩恩将酌情收取上门费、人工费及材料费。

本保修条款仅对原始消费者和酒店行业的购买者有效，并不适用于本产品工业，商业，贸易和非酒店行业的使用。

如对本保修条款内容有任何疑问，请拨打400 630 8866 咨询热线，或向当地分销商咨询。

MOEN LIMITED WARRANTY

We offer limited warranty and lifetime maintenance for Moen products, which are all manufactured with high standards of workmanship.

The period of warranty shall start from the date of purchase of the product (according to the invoice or receipt issued by Moen distributors) and shall cover a period of the following: the warranty period for cartridge is 5 years, the warranty period for solenoid valve sensor is 2 years, the warranty period of other accessories such as shower bar, hose, shower, drain assembly, handle, cover, lift rod, aerator etc. is 1 year.

This warranty is your coverage against material and workmanship malfunction or defects in Moen products or components (such as shower bar, hose, shower, drain assembly, handle, cover, lift rod, aerator etc.). During the warranty period, we offer free maintenance and changing of malfunctioned products or product components. Moen's after sales service liability is limited to the maintenance of faulty items and does not cover your other losses caused by product malfunction, except for otherwise stipulated by law.

Cosmetic damages (scratches, dents, etc.) and malfunction or defects caused by abuse or improper maintenance is not covered by this warranty. Although the warranty period remains valid, in case of the following conditions (1) - (5), the maintenance cost (material cost and labor cost) shall still be charged as the case may be:

- 1. Corresponding warranty card and valid invoice cannot be presented;
- 2. Faults were caused by the incompliance with the instructions and precautions provided in the user's manual;
- 3. Damages and faults were caused by self-actuated dismantling, repair and refit;
- 4. Faults and damages were caused by external factors such as force majeure;
- 5. Damages were caused by transportation, unloading and extrusion, etc.

This warranty is valid for the original consumers only (including hotel use), and excludes industrial and commercial use of the product (except for hotel use). This card is only responsible for product maintenance rather than any other liabilities.

In the event that the product requires maintenance but exceeds the warranty period, or that the product is not covered by this warranty, labor cost and material cost shall be charged as the case may be.

Please call 400-630-8866 or contact local dealer for any question.

MOEN® 摩恩

合格证

Compliance Certification

产品名称

浴缸淋浴龙头

Product Name

Tub Shower Faucet

检验员

Inspector

生产日期

Date of Production

富俊汇赢科技（上海）有限公司

中国（上海）自由贸易试验区新杨公路

1800弄1号4幢207室

邮编：201413

Fortune Brands Innovations (Shanghai) Co., Ltd

Room 207, Building 4, No. 1, Lane 1800, Xinyang Highway,

China (Shanghai) Pilot Free Trade Zone