

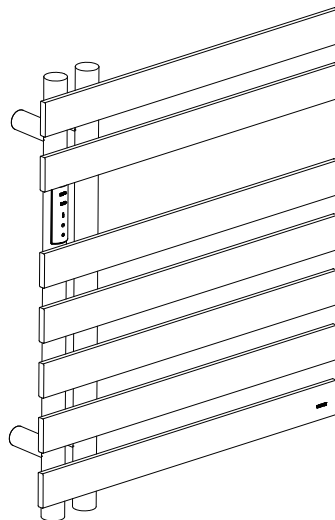
MOEN® 摩恩

电加热不锈钢毛巾架

安装说明书

Electric Heating Stainless Steel Towel Rack

INSTALLATION INSTRUCTIONS



图片仅供参考
(款式因型号而异)

Image is for reference only
(Style varies by model)

如需安装支持, 配件丢失等, 请联系MOEN。
(中国) 400-630-8866
www.moen.cn

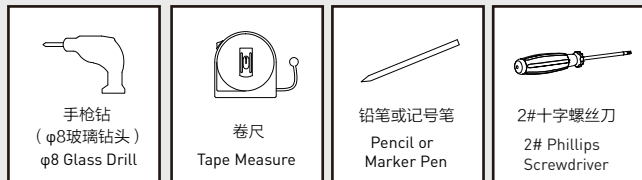
PLEASE CONTACT MOEN FIRST
For Installation Help, Missing or Replacement
Parts
(China) 400-630-8866
www.moen.cn

推荐工具

为了安全和让安装和替换变得容易, Moen建议您使用以下工具:

HELPFUL TOOLS

For safety and ease of replacement, Moen recommends the use of these helpful tools.



记录购买的型号:
(保存安装说明书以备将来参考)

Record Purchased Model Number:
(Save instruction sheet for future reference)

警告

在钻孔前，请借助电子探测仪确认墙内是否有电源线、通讯光缆或者水管之类的物件。使用电钻时，请戴上防护镜，用完设备后关掉电源。

为避免对婴儿造成伤害，器具的安装应使得最低的加热架距地面至少600mm。

- 有触电危险。本产品已自带漏电断路器。
- 小孩、老人及行动不便者应在有人监护的情况下使用本产品。
- 控制面板位置应防止浸水和溅水。
- 使用电器产品时应遵循基本的预防措施，包括：
 - a. 存在触电危险，所有线路必须由持证电工连接。
 - b. 存在触电危险，清洁、维修时必须关闭电源。
 - c. 存在人员受伤或物品损坏的危险，安装前请仔细阅读安装指南。
 - d. 安装产品前，请确保预留中国国标三孔插座。
 - e. 如果电源线损坏，为了避免风险，必须由制造商维修部或类似部门的专业人员更换。






Warning

Before drilling, please use an electronic detector to confirm whether there are power cords, communication optical cables or water pipes in the wall. When using an electric drill, please wear protective goggles, turn off the power after using the equipment.

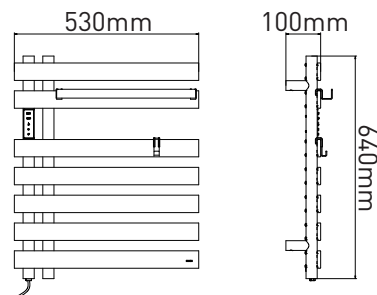
To avoid injury to babies, the appliance should be installed so that the lowest heating rack is at least 600mm from the ground.

- There is a risk of electric shock. This product has its own leakage circuit breaker.
- Children, the elderly and people with limited mobility should use this product under the supervision of someone.
- The location of the power socket should be protected from water immersion and splashing.
- Basic precautions should be followed when using electrical products, including:
 - a. There is a risk of electric shock, all lines must be connected by a licensed electrician.
 - b. There is a risk of electric shock. The power must be turned off during cleaning and maintenance.
 - c. There is a danger of personal injury or property damage. Please read the installation guide carefully before installation.
 - d. Before installing the product, please make sure to reserve the Chinese national standard three-hole socket.
 - e. If the power cord is damaged, in order to avoid risks, it must be replaced by professionals from the manufacturer's maintenance department or similar departments.

产品配件 Accessories List

部件编号 No.	名称 Description
A 	堵头 x4 Plug x4
B 	塑料膨胀管 x4 Plastic Expansion tube x4
C 	塑料套筒 x4 Plastic Sleeve x4
D 	紧定螺钉 x4 Set Screw x4
E 	内六角扳手 Allen Key

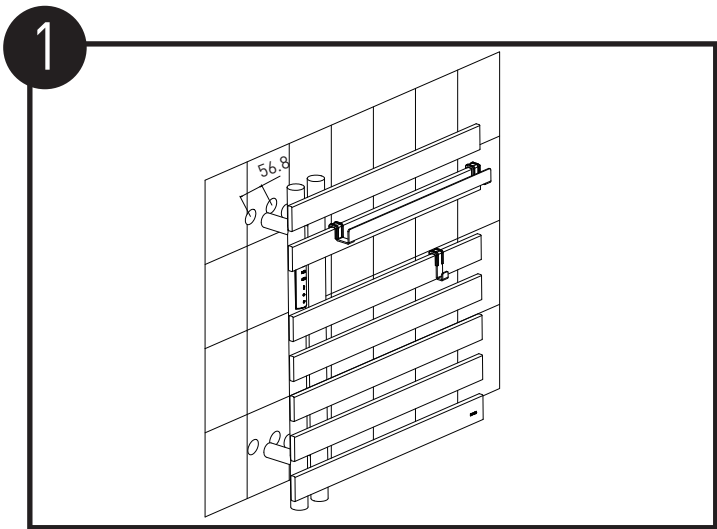
产品规格 Product Specification



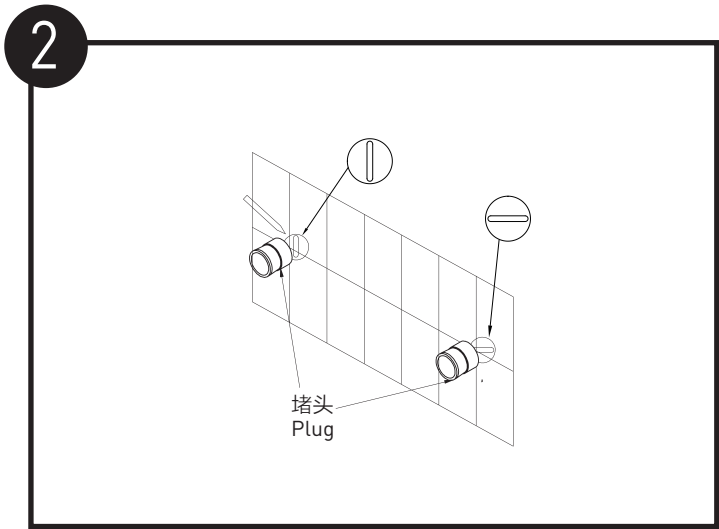
产品型号 Product Model	额定输入电源/功率 Rated Input Power Supply/Power
ACC2513	220V/50Hz/160W
ACC2513BL	220V/50Hz/200W

注意：产品为明装款，产品自带电源线，长度为 1200mm。
Note: The product is surface mounted, the product comes with a power cord whose length is 1200mm.

安装步骤 Installation Steps

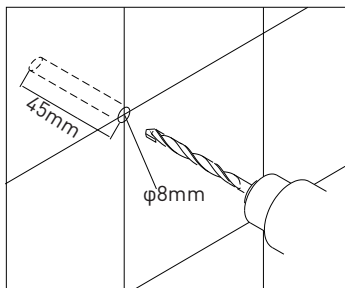


将毛巾架放到准备安装的墙面，用铅笔或记号笔在墙上画出安装脚轮廓。
Put the towel rack on the wall to be installed, use a pencil or marker draw the outline of the mounting feet on the wall.



取安装堵头靠墙，在堵头轮廓圈内用铅笔或记号笔画出安装孔轮廓。
注意：请将堵头的孔位如图错位安装。
Take the plug against the wall, and draw the outline of the mounting hole with a pencil or a marker inside the contour circle of the plug.
Note: Please install the plug hole in dislocation as shown in the figure.

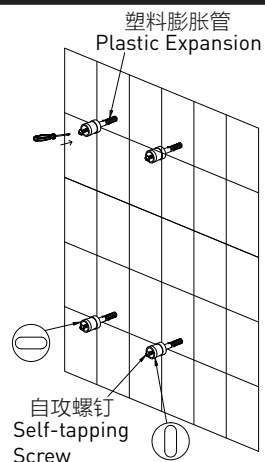
3



在画出的轮廓处钻直径8mm，深45mm的安装孔，并打入塑料膨胀管。

Drill a mounting hole with a diameter of 8mm and a depth of 45mm at the drawn outline, and drive into the plastic expansion tube.

4



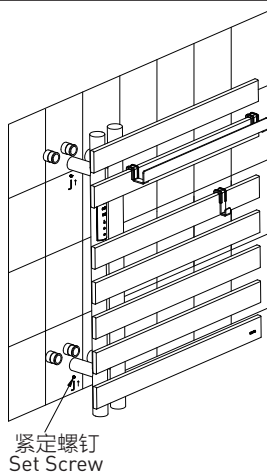
在孔内打入塑料膨胀管，用自攻螺钉将堵头上紧并固定在墙上。

注意：请将堵头的孔位如图错位安装。

Drive a plastic expansion tube into the hole, tighten the plug with a self-tapping screw and fix it on the wall.

Note: Please install the plug hole in dislocation as shown in the figure.

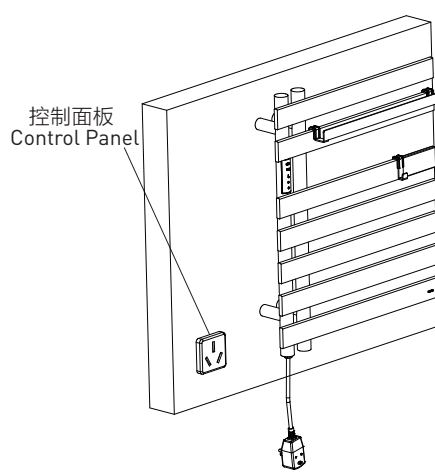
5



将产品主体套入堵头，使用紧定螺丝将产品安装在堵头上，并上紧。

Put the main body of the product into the plug, use a set screw to install the product on the plug, and tighten it.

6



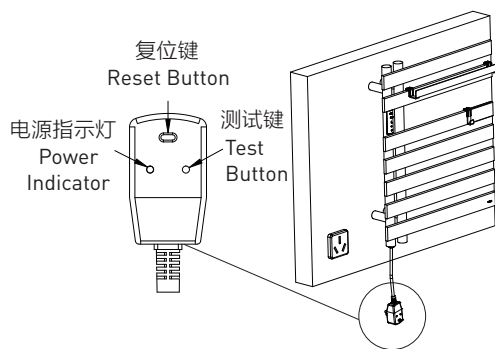
安装完成，确认产品已经安装牢固，电源线正确连接后，方可通电使用产品。

After installation, ensure that the product is installed firmly and the power cord is correctly connected before the product power on.

温馨提示:

此插头为漏电保护插头。正常运行时电源指示灯显示红色。若毛巾架体出现漏电或外部电压短时间变化过大,会导致跳脱。指示灯熄灭,产品断电。此时,需按复位键进行复位。复位后指示灯保持正常亮起,产品恢复正常使用。

注意: 若多次复位均还是跳脱,请联系我们进行维修。安全起见,建议每月按压一次测试键观察电源指示灯是否正常熄灭,以确保漏电保护功能良好。



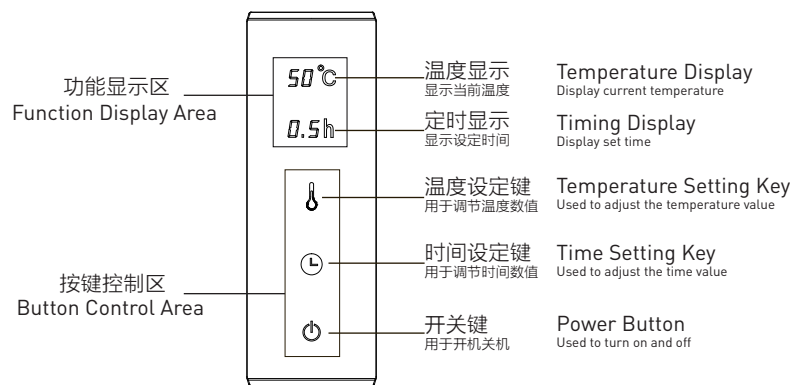
Tips:

This plug is for leakage protection. It's power indicator is displayed red during normal operation. But if towel rack body has a leakage or the external voltage changes too much in a short time, it may cause tripping. The indicator will go out and the product will be powered off.

You need to press the reset button to reset it. After reset, the indicator is red again and the product works normally.

Note: If multiple resets still cannot avoid tripping, please contact us. For safety, it is recommended to press the test button once a month to check if the power indicator is off, to ensure the leakage protection works well.

控制面板操作说明 Panel Operation Instructions



50°C 温度显示: 显示产品当前设定温度。

0.5h 定时显示: 显示产品当前设定关机剩余时间,每0.5h进行一次跳动。

温度设定键: 用于调节温度数值,分为3个档位可选(温度设定时温度同步闪烁)。

时间设定键: 用于调整定时数值,分为4个档位可选(定时设定时数值同步闪烁)。

开关键: 用于系统开关机,开关键总是高亮。

50°C Temperature display: Display the current set temperature of the product.


Timing display: Display the remaining time of the product currently set to shut down, beating every 0.5h.

Temperature Setting Key: Used to adjust the temperature value with 3 optional gears.

Time Setting Key: Used to adjust the timing value with 4 optional gears.

Switch Key: Used to switch the system on and off, the switch key is always highlighted.


1. 开机/关机状态

通电后，显示区和控制区呈黑色，开关键高亮。短按  键，进入开机状态，显示区和控制区亮起。

2. 睡眠状态


无操作10秒后进入睡眠状态，只显示温度数值，其余都不亮。

3. 定时设定

出厂默认为常开。在开机状态下，短按  键进入定时设定，每短按一次进行时间档位切换，切换顺序：常开(不显示时间)---2小时关机---4小时关机---8小时关机---常开(不显示时间)，无操作5秒后数值停止闪烁，设定完成。


注：定时显示为倒计时模式，档位为半小时一档，即设定4小时关机，半小时后显示为3.5小时直至关机，调整设定时间后重新计时。

4. 温度设定

出厂默认为55°C。在开机状态下，短按  键进入温度设定，每短按一次进行温度档位切换，切换顺序：55°C---65°C---45°C---55°C(循环)，无操作5秒后数值停止闪烁，设定完成。

注：65°C包含高温警示功能，建议烘干毛巾等洗漱用品，建议烘干时间选择4H定时。请勿烘干衣物，避免高温损伤衣物。设定此档位65°C会持续闪烁，档位切换后停止闪烁。


1. Power on/off Status

After power on, the display area and control area are black, and the switch key is highlighted. Short press  button to enter the power-on state, and the display area and control area will light up.

2. Sleep State


After 10 seconds of inactivity, it enters the sleep state, only the temperature value is displayed, and the rest are not lit.

3. Timing Setting

The factory default is normally open. In the power on state, short press  button to enter the timing setting, and switch the time position with each short press. The switching sequence: Normally Open (no time displayed) - 2 hours shutdown - 4 hours shutdown - 8 hours shutdown - Normally Open (no time displayed), the value stops flashing after 5 seconds of no operation, and the setting is complete.

Note: The timing display is a countdown mode, the gear is half an hour, that is, it is set to shut down for 4 hours, and after half an hour, it will be displayed for 3.5 hours until it is turned off. Adjust the set time and restart the timing.

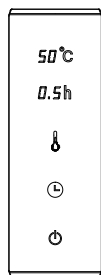
4. Temperature Setting

The factory default is 55°C. In the power-on state, press the short  button to enter the temperature setting. Each short press will switch the temperature range. Switching sequence: 55°C---65°C---45°C---55°C (cycle). If there is no operation for 5 seconds, the value stops flashing and the setting is complete.

Note: 65°C includes high temperature warning function. It is recommended to dry towels and other toiletries. It is recommended that the drying time is set at 4H. Please do not dry clothes to avoid high temperature damage to clothes. Setting this gear to 65°C will continue to flash. Stop blinking after switching.



通电关机状态
Power-on/off State



开机状态
Power-on State



睡眠状态
Sleep State

有害物质名称及含量

中国有害物质声明

为满足中国电子电气产品有害物质限制相关的法律法规和其它要求，我司经过内部详细排查后，按部件分类，声明如下：

Harmful Substances and Content

China Hazardous Substances Declaration

In order to meet the laws, regulations and other requirements related to the restriction of hazardous substances in electrical and electronic products in China, our company declares as follows:

部件 Component	有害物质 Hazardous Substances					
	铅 (Pb)	汞 (Hg)	镉 (Cd)	六价铬 (Cr(VI))	多溴联苯 (PBB)	多溴二苯醚 (PBDE)
塑料件 Plastic Parts	○	○	○	○	○	○
配件 Attachment	○	○	○	○	○	○
金属件 Metal Part	○	○	○	○	○	○
时控开关组件 Switch assembly	×	○	○	○	○	○
发热元件 Heating Element	×	○	○	○	○	○

本表格依据SJ/T 11364的规定编制。某些型号的产品可能不包含表中的部分部件，电控板组件包含元器件、PCB、接线端子等。

备注：

O：表示该有害物质在该部件所有均质材料中的含量均在GB/T 26572规定的限量要求以下。

X：表示该有害物质至少在该部件的某一均质材料中的含量超出GB/T 26572规定的限量要求。标记“X”的部件，皆因行业技术发展水平限制而无法实现有害物质的替代。

This form is compiled in accordance with the provisions of SJ/T 11364. Some models of products may not contain some parts in the table, and the electric control board assembly includes components, PCB, terminal blocks, etc.

Remarks:

O: Indicates that the content of the hazardous substance in all homogeneous materials of the part is below the limit requirement specified in GB/T 26572.

X: Indicates that the content of the hazardous substance in at least one of the homogeneous materials of the part exceeds the limit requirement of GB/T 26572. The parts marked with "X" cannot be replaced by hazardous substances due to the limitation of the technological development level of the industry.



圆圈内的数字表示正常使用状态下产品的环保使用期限。



The number in the circle indicates the environmental protection use period of the product under normal use.

产品售后保修条款

摩恩产品是在高质量标准及生产工艺下制造的，摩恩承诺为消费者购买的洁具产品提供有期限免费保修及终身维修服务。

电热毛巾架免费保修期为1年，均自消费者购买日（以摩恩产品分销商开具的发票或收据上载明日期为准）起计。

免费保修范围为产品及产品配件由于材质及工艺原因而造成的故障或损坏。免费保修期内，我们将无偿为您提供修理服务及更换发生故障的产品或产品配件。摩恩的售后服务责任仅限于对故障产品的修理，而不延及您因产品故障而发生的其他损失，法律另有规定的除外。

您需了解：产品外观碰伤、刻划痕迹，以及滥用及不正当保养所导致的故障或损坏，均不属于免费保修范围。即使在免费保修期内，属下列（1）-（5）情况之一的，需酌情收取修理费用：

1. 不能出示相符的保修卡和有效购买凭证情况的，
2. 未按使用说明书告知的使用方法和注意事项造成的故障，
3. 自行拆卸、维修、改装所造成的故障和损坏，
4. 由于不可抗力等外部原因引起的故障和损坏，
5. 由于运输、搬运、挤压等造成的损坏。

对于保修期外或不在保修范围内的产品，如需维修，摩恩将酌情收取上门费、人工费及材料费。本保修条款仅对原始消费者和酒店行业的购买者有效，并不适用于本产品工业，商业，贸易和非酒店行业的使用。

如对本保修条款内容有任何疑问，请拨打400 630 8866 咨询热线，或向当地分销商咨询。

MOEN LIMITED WARRANTY

We offer limited warranty and lifetime maintenance for Moen products, which are all manufactured with high standards of workmanship.

The period of warranty shall start from the date of purchase of the product (according to the invoice or receipt issued by Moen distributors) and shall cover a period of the following: the warranty period for electric towel bar is 1 year.

This warranty is your coverage against material and workmanship malfunction or defects in Moen products or components. During the warranty period, we offer free maintenance and changing of malfunctioned products or product components. Moen's after sales service liability is limited to the maintenance of faulty items and does not cover your other losses caused by product malfunction, except for otherwise stipulated by law.

Cosmetic damages (scratches, dents, etc.) and malfunction or defects caused by abuse or improper maintenance is not covered by this warranty. Although the warranty period remains valid, in case of the following conditions (1) - (5), the maintenance cost (material cost and labor cost) shall still be charged as the case may be:

1. Corresponding warranty card and valid invoice cannot be presented;
2. Faults were caused by the incompliance with the instructions and precautions provided in the user's manual;
3. Damages and faults were caused by self-actuated dismantling, repair and refit;
4. Faults and damages were caused by external factors such as force majeure;
5. Damages were caused by transportation, unloading and extrusion, etc.

This warranty is valid for the original consumers only (including hotel use), and excludes industrial and commercial use of the product (except for hotel use). This card is only responsible for product maintenance rather than any other liabilities.

In the event that the product requires maintenance but exceeds the warranty period, or that the product is not covered by this warranty, labor cost and material cost shall be charged as the case may be.

Please call 400-630-8866 or contact local dealer for any question.

MOEN® 摩恩	
合格证 Compliance Certification	
产品名称 Product Name	电加热不锈钢毛巾架 Electric Heating Stainless Steel Towel Rack
检验员 Inspector	_____
生产日期 Date of Production	_____
富俊汇赢科技（上海）有限公司 中国（上海）自由贸易试验区新杨公路 1800弄1号4幢207室 邮编：201413	
Fortune Brands Innovations (Shanghai) Co., Ltd Room 207, Building 4, No.1, Lane 1800, Xinyang Highway, China (Shanghai) Pilot Free Trade Zone	