

# MOEN® 摩恩

## 安全扶手



图片仅供参考  
(款式因型号而异)

如需安装支持, 配件丢失等, 请联系MOEN。

(中国大陆) 400-630-8866  
(中国大陆) www.moen.cn  
(中国大陆以外) www.moen.com.hk

©2024 Moen Incorporated

### 注意事项:

**MOEN® 摩恩** 卫浴产品以精湛的技术制造而成, 保证品质优良, 美观耐用。

清洁产品时须小心, 避免对产品表面造成损害。请用清水或中性的清洁剂清洁产品表面, 然后以柔软的毛巾抹干;

切勿使用含化学成分或腐蚀性的清洁剂、粗糙的布料抹擦。

建议定期清洗产品, 以保证其外观光洁明亮。使用酸性清洁剂清洗附近物品时, 有可能损害产品表面, 请加倍小心。

### 温馨提示

- 本产品建议由有经验和有资质的专业人员进行安装, 以免安装质量问题造成不必要的损失。
- 在墙上安装钻孔前请确认钻孔位置无埋设电缆或水管等。
- 摩恩公司保留对产品进行修改、改进的权利, 技术参数如有变更, 恕不另行通知。
- 本产品参照标准: JC/T 2120-2012

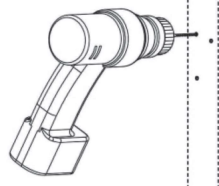
### 产品尺寸



### 安装步骤

1. 用铅笔沿着法兰周围画线绘制轮廓。
2. 用2.5mm六角匙将固定的内六角螺丝从扶手法兰拆下。
3. 用铅笔标记法兰的螺丝孔。

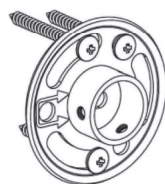
4. 在标记的位置钻孔。



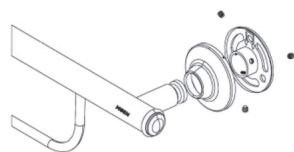
5. 打入胶塞。



6. 安装法兰。



7. 将产品两端套入法兰盖, 并套入到安装完毕的法兰上, 然后用2.5mm六角匙将三粒六角螺丝扭紧。



8. 安装完毕。



### 产品售后保修条款

摩恩产品是在高质量标准及生产工艺下制造的, 摩恩承诺为消费者购买的洁具产品提供有限免费保修及终身维修服务。安全扶手免费保修期为1年, 均自消费者购买日(以摩恩产品分销商开具的发票或收据上载明日期为准)起计。

免费保修范围为产品及产品配件由于材质及工艺原因而造成的故障或损坏。免费保修期内, 我们将无偿为您提供修理服务及更换发生故障的产品或产品配件。摩恩的售后服务责任仅限于对故障产品的修理, 而不延及您因产品故障而发生的其他损失, 法律另有规定的除外。

您需了解: 产品外观碰伤、刻划痕迹, 以及滥用及不正当保养所导致的故障或损坏, 均不属于免费保修范围。即使在免费保修期内, 属下列

- (1) - (5) 情况之一的, 需酌情收取修理费用:
1. 不能出示相符的保修卡和有效购买凭证情况的,
2. 未按使用说明告知的使用方法和注意事项造成的故障,
3. 自行拆卸、维修、改装所造成的故障和损坏,
4. 由于不可抗力等外部原因引起的故障和损坏,
5. 由于运输、搬运、挤压等造成的损坏。

对于保修期外或不在保修范围内的产品, 如需维修, 摩恩将酌情收取上门费、人工费及材料费。本保修条款仅对原始消费者和酒店行业的购买者有效, 并不适用于本产品工业、商业、贸易和非酒店行业的使用。如对本保修条款内容有任何疑问, 请拨打400 630 8866 咨询热线, 或向当地分销商咨询。对于中国大陆以外的市场, 此产品的保修及保障服务详情请咨询当地经销商。摩恩公司对摩恩保修拥有最终解释权。

### MOEN® 摩恩

合格证  
Compliance Certification

产品名称 安全扶手  
Product Name Safety Grab Bar  
检验员  
Inspector  
生产日期  
Date of Production

富俊汇康科技(上海)有限公司  
中国(上海)自由贸易试验区新杨公路  
1800弄1号4幢207室  
邮编: 201413

Fortune Brands Innovations (Shanghai) Co., Ltd  
Room 207, Building 4, No. 1 Lane 1801, Xinyang Highway  
China (Shanghai) Pilot Free Trade Zone

# MOEN® 摩恩

## Safety Grab Bar



Image is for reference only  
(Style varies by model)

PLEASE CONTACT MOEN FIRST  
For Installation Help, Missing or Replacement Parts  
(Chinese Mainland) 400-630-8866  
(Chinese Mainland) www.moen.cn  
(Exclude Chinese Mainland) www.moen.com.hk

©2024 Moen Incorporated

### CAUTIONS:

**MOEN 摩恩** Bathroom products are made with superb technology to ensure high quality, beautiful and durable.  
Be careful when cleaning the product to avoid damage to the surface of the product.  
Please clean the surface of the product with water or neutral detergent, and then dry it with a soft towel;

Do not use chemical or corrosive cleaners or rough cloths.

It is recommended to clean the product regularly to ensure its appearance is bright and clean.  
When using acidic cleaners to clean nearby items, it may damage the surface of the product.  
Please be extra careful.

### Reminder

- This product is recommended to be installed by experienced and qualified professionals to avoid unnecessary losses caused by installation quality problems.
- Before drilling holes on the wall, please make sure that the drill hole positions have no buried cables or water pipes.
- Moen reserved the rights to modify and improve the product, technical parameters are subject to change without notice.
- Product reference: JC/T 2120-2012

### Product Dimensions

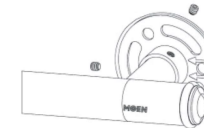


### Installation Steps

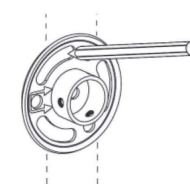
1. Use a pencil to draw a line along the periphery of the flange to draw the outline.



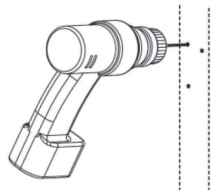
2. Use a 2.5mm hexagonal key to remove the fixed hexagonal screw from the flange of the grab bar.



3. Use a pencil to mark the screw holes of the flange.



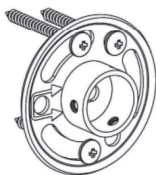
4. Drill holes at marked locations.



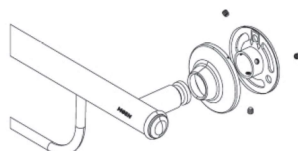
5. Drive in the plastic plugs.



6. Install flange with screws.



7. Put both ends of the product into the flange cover, then into the installed flange, and tighten the three hexagon socket screws with a 2.5mm hexagonal key.



8. Installation completes.



### MOEN LIMITED WARRANTY

We offer limited warranty and lifetime maintenance for Moen products, which are all manufactured with high standards of workmanship.

The period of warranty shall start from the date of purchase of the product (according to the invoice or receipt issued by Moen distributors) and shall cover a period of the following: the warranty period for safety grab bar is 1 year.

This warranty is your coverage against material and workmanship malfunction or defects in Moen products or components. During the warranty period, we offer free maintenance and changing of malfunctioned products or components. Moen's after sales service liability is limited to the maintenance of faulty items and does not cover your other losses caused by product malfunction, except for otherwise stipulated by law.

Cosmetic damages (scratches, dents, etc.) and malfunction or defects caused by abuse or improper maintenance is not covered by this warranty. Although the warranty period remains valid, in case of the following conditions (1) - (5), the maintenance cost (material cost and labor cost) shall still be charged as the case may be:

1. Corresponding warranty card and valid invoice cannot be presented;
2. Faults were caused by the incompliance with the instructions and precautions provided in the user's manual;
3. Damages and faults were caused by self-actuated dismantling, repair and refit;
4. Faults and damages were caused by external factors such as force majeure;
5. Damages were caused by transportation, unloading and extrusion, etc.

This warranty is valid for the original consumers only (including hotel use), and excludes industrial and commercial use of the product (except for hotel use). This card is only responsible for product maintenance rather than any other liabilities.  
In the event that the product requires maintenance but exceeds the warranty period, or that the product is not covered by this warranty, labor cost and material cost shall be charged as the case maybe.  
Please call 400-630-8866 or contact local dealer for any question. For markets exclude Chinese mainland, the terms and conditions of warranty shall differ between product categories and countries.  
Please refer to warranty stated by local distribution.  
Moen Incorporated shall have the final interpretation of moen warranties.

### MOEN 摩恩

合格证  
Compliance Certification

产品名称  
Product Name **安全扶手**  
**Safety Grab Bar**

检验员  
Inspector

生产日期  
Date of Production

富俊汇嘉科技(上海)有限公司  
中国(上海)自由贸易试验区新金桥路  
1500弄1号6幢207室  
邮编: 201413

Fortune Brands Innovations (Shanghai) Co., Ltd.  
Room 207, Building A, No. 1 Lane 1500, Xinqin Road  
China Shanghai Pilot Free Trade Zone