

## DESCRIPTION

- Soft modern style
- Metal construction:  
SUS304 Brushed
- Applied with Air-in Technology
- G1/2 connections

## OPERATION

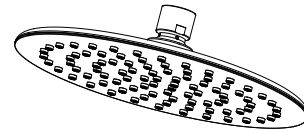
- Adjustable showering angle

## STANDARD

- Designed to meet GB/T 23447-2009

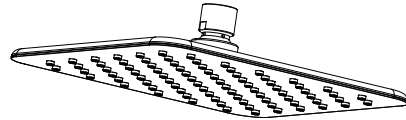
## WARRANTY

- 1 year limited warranty against leaks and drips



Round Series

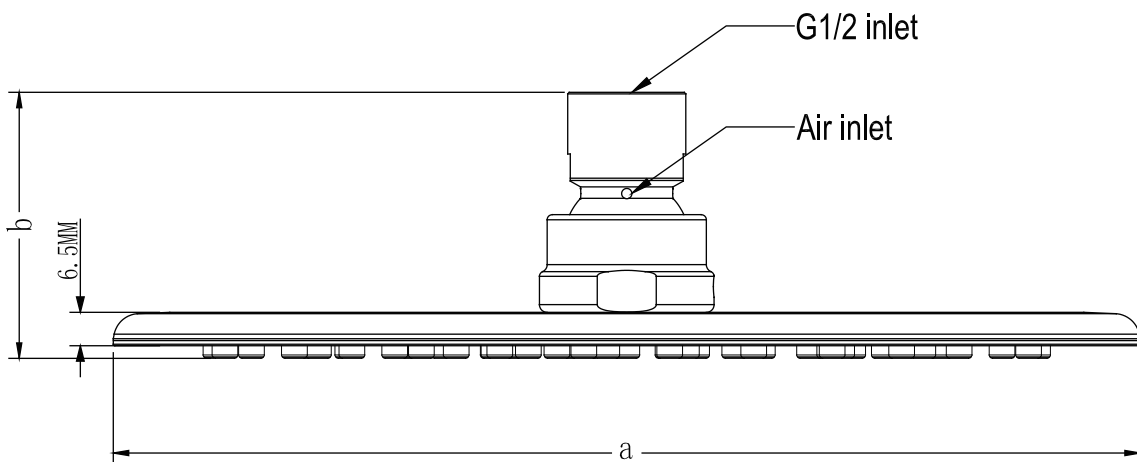
Models: M22068SL M22071SL



Square series

Models: M22069SL M22072SL

## Cynthia Series Air-in Showerhead



Models	Demension a (mm)	Demension b (mm)	Quantity of nozzles (pcs)	Inner Diameter of nozzles (mm)
M22068SL	Ø200	5.14	90	Ø1.2
M22069SL	200x200	5.14	84	Ø1.2
M22071SL	Ø250	5.14	90	Ø1.2
M22072SL	250x250	5.14	112	Ø1.2

**CRITICAL DIMENSION**  
(DO NOT SCALE)